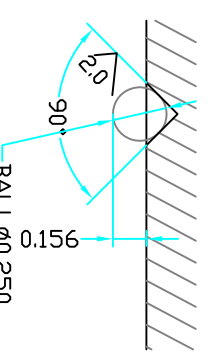
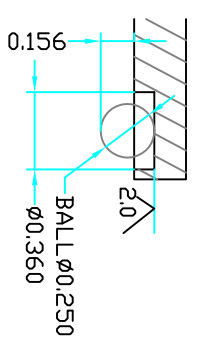


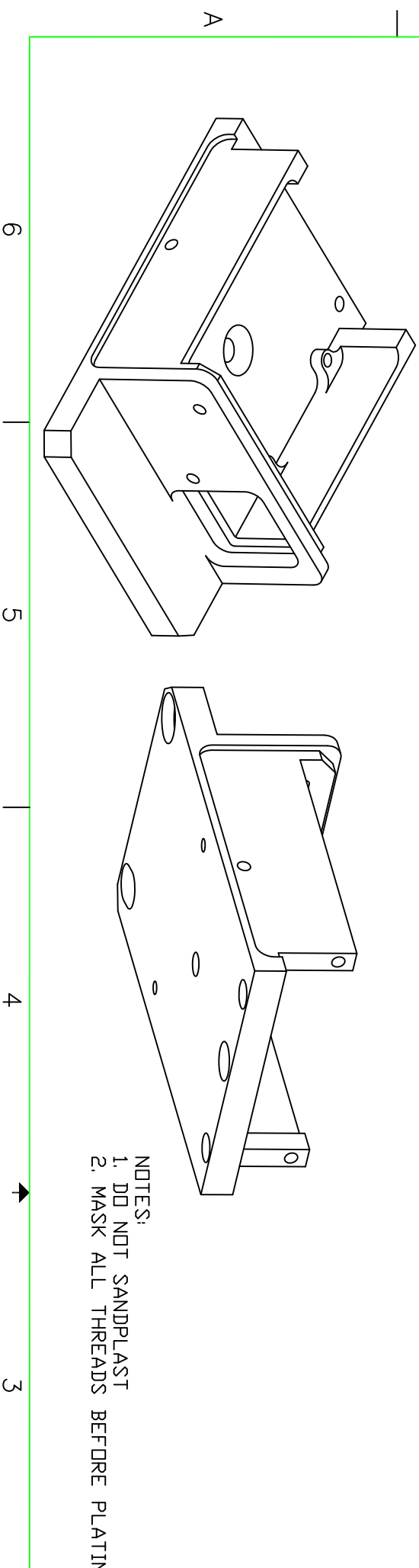
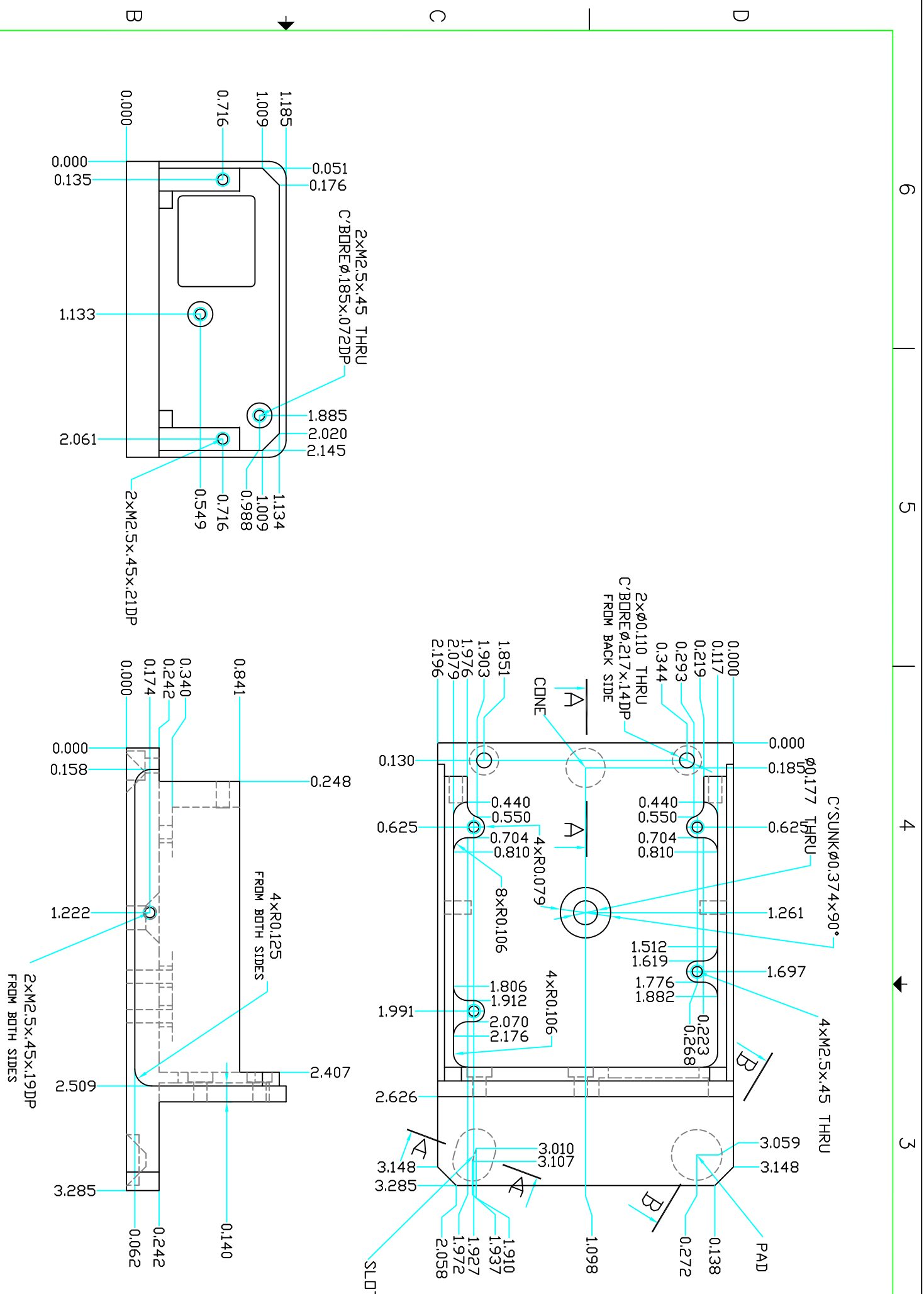
ZONE	REV	DESCRIPTION	DATE	APPROVED
4B	B	WALL LENGTHEN	02.25.15	JB



SECTION A-A  
CONE AND SLOT DETAILS



SECTION B-B  
PAD DETAILS



- NOTES:
1. DID NOT SANDPLAST
  2. MASK ALL THREADS BEFORE PLATING

FINO/REF #	QTY.	UM.	PART NAME	MATERIAL	REF. SHEET/DWG.
1	EA	BASE	ALUMINUM 6061 BLUE ANODIZED		

PARTS LIST		FABRICATION TOLERANCES		MACHINING TOLERANCES	
PERMISSIBLE VARIATION IN INCH DIMENSIONS WITHOUT TOLERANCES		±0.10	DECIMAL PLACES X & XX	XXX	XXX
1. DIMENSIONS ARE IN INCHES.		12 TO 60		±0.015	±0.010
2. MACHINE SURFACES TO BE FLAT, SQUARE, PARALLEL & CONCENTRIC BELOW 12		60 TO 180		±0.030	±0.020
3. WITHIN 200 FIFTHS INCHES OR 200 THIRDS APPLICABLE.		OVER 180		±0.045	±0.035
4. HOLE ALL DIMENSIONS GENERAL COMMERCIAL PARTS WITH DWG.					
5. BREAK ALL SHARP CORNERS AT X 45° CHAMFER.					
6. FILLETS SHOWN SHARP = 0.04 RAD.					
7. TAPPED HOLES UNITED CLASS 2B THREAD. MIN DEPTH 1.5 x DIA.					
8. CENTER PRESSELINE.					
9. CENTER PRESSELINE.					
10. ALL WELDING TO CONFORM TO LATEST AWS STANDARDS.					

REV	ASST	QTY	DRAWING INFORMATION	DATE
			ANDREI 10/2015	
			APPROVED	

ATLAS BRANDEIS		NSW ALIGNMENT BEAM BLUE BASE	
SIZE	D	SCALE	1:1
PROJECT NUMBER	500	DRAWING NUMBER	500.11.00.01
SHEET	1 OF 1	REVISION	B